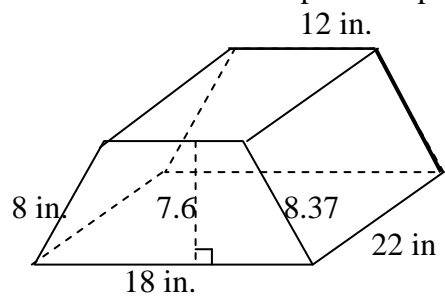
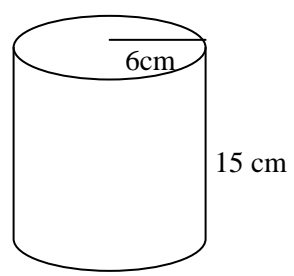


Turn in homework problems page 688, Section 13.3, Set B # 1a,c, 2a,c and 6.

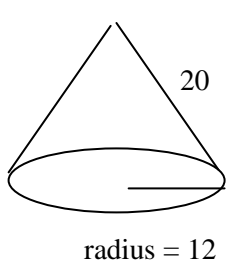
1a. Surface area of trapezoidal prism.



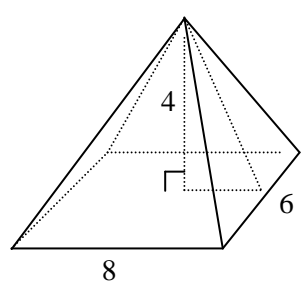
1c. Surface area of cylinder.



2.a. Surface area of cone.



c. Surface area of pyramid.



6. Surface area of a regular hexagonal prism with edges of 12 cm.