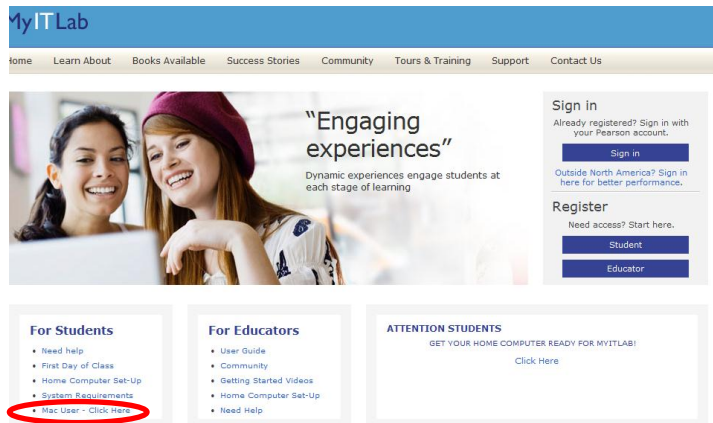



Mac Users

On the login screen of MyITLab, <http://www.myitlab.com/>, in the lower left corner under For Students, there is a link for Mac users:

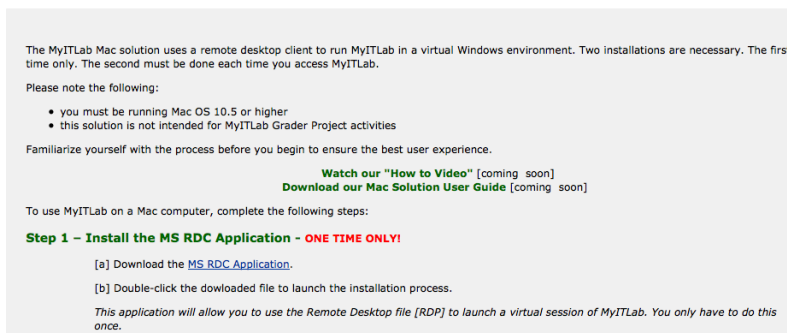


The screenshot shows the MyITLab website. At the top is a navigation bar with links: Home, Learn About, Books Available, Success Stories, Community, Tours & Training, Support, and Contact Us. Below this is a banner for "Engaging experiences" with a photo of two students. To the right are "Sign in" and "Register" buttons. Below the banner are three columns: "For Students" (with a red circle around "Mac User - Click Here"), "For Educators", and "ATTENTION STUDENTS".

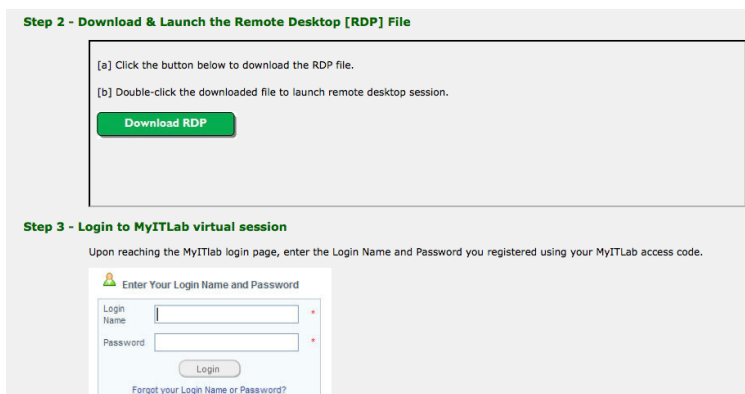
Follow the instructions there



This screenshot shows the top of the MyITLab interface. On the left is the Pearson logo. On the right is a "Log Out" button. Below the logo is a "Home" link and a "Site Search" field with a "Go" button.



The screenshot shows the "Mac Users" instructions page. It starts with a paragraph explaining that the Mac solution uses a remote desktop client. Below this is a "Please note the following:" section with two bullet points: "you must be running Mac OS 10.5 or higher" and "this solution is not intended for MyITLab Grader Project activities". There are links for "Watch our 'How to Video'" and "Download our Mac Solution User Guide". The "Step 1 - Install the MS RDC Application - ONE TIME ONLY!" section includes instructions to download the MS RDC Application and double-click it to launch. A note states: "This application will allow you to use the Remote Desktop file [RDP] to launch a virtual session of MyITLab. You only have to do this once."



This screenshot shows the continuation of the instructions. "Step 2 - Download & Launch the Remote Desktop [RDP] File" includes instructions to click a "Download RDP" button and then double-click the downloaded file to launch the remote desktop session. "Step 3 - Login to MyITLab virtual session" instructs users to enter their login name and password on the MyITLab login page. A screenshot of the login form is shown, with fields for "Login Name" and "Password", a "Login" button, and a "Forgot your Login Name or Password?" link.

One RDP session will last for 90 minutes after which time you will be disconnected. You may reconnect within 10 minutes using the same RDP file. If more than 10 minutes have elapsed, you will need a new RDP file. It is strongly recommended that you **move all RDP files to the trash when you are done** so that you are always working with the most recent version.

One final tip: When you are in MyITLab on your Mac, **use the View menu to switch to full screen (command-2).**