

Final exam on December 10 (Tue)

Two Recordings are due at 8:00 a.m. on Dec. 9. Please upload them in the Canvas.

If you are late at the beginning of the test, you will miss the listening part of the test (no make-up). In case of emergency (a note is required to show it was an emergency), e-mail me.





JPN101-001 8:00AM-11:00AM

JPN101-002 11:30AM – 2:30PM

JPN101-003 3:00PM-6:00PM

Nov. 21 (Thu.)	<ul style="list-style-type: none"> ● Ch2 Daily Activities Samples: きくれんしゅう 6 AB Summarize the conversation in English as you see in the samples. ● Ch2 Invitation れんしゅう 5 (Turn in.) ● Review Ch2 Daily Activities Samples: れんしゅう 2 & 4 and Ch2 Invitation : れんしゅう 1、2、3 (participation grade) ● Bring your Interview questions to class ● Make appointment with Japanese natives. 	<p>Quiz: Listening Quiz on Daily Activities (including frequency & past)</p> <ul style="list-style-type: none"> ● Ch2 Daily Activities Samples: きくれんしゅう 6 AB ● Ch2 Invitation れんしゅう 5 (Turn in.) ● Kanji 先 (せん)、食べます、飲みます ● Ch2 Invitation : れんしゅう 1、2、3 (participation grade) ● Review Ch2 Daily Activities Samples: れんしゅう 2 & 4 (participation grade) ● Practice Interview questions
Nov. 26 (Tue.)	<ul style="list-style-type: none"> ● Ch2 Daily Activities Samples: れんしゅう 5 Write your answers down. Be able to read smoothly. ● Ch2 Daily Activities Samples: きくれんしゅう 7 AB 8 AB Summarize the conversation in English as you see in the samples. ● Question words: れんしゅう 1 Write the rest of the answers of the white blank area. ● Review Ch2 Daily Activities Samples: れんしゅう 2 & 4 and Ch2 Invitation : れんしゅう 1、2、3 (participation grade) ● Make appointment with Japanese natives. ● Bring your Interview questions to class 	<ul style="list-style-type: none"> ● Ch2 Daily Activities Samples: きくれんしゅう 7 AB & 8 AB ● Question words: れんしゅう 1 ● Review Ch2 Daily Activities Samples: れんしゅう 2 & 4 and Ch2 Invitation : れんしゅう 1、2、3 (participation grade) ● Practice Interview questions
Nov. 28 (Thu.)	Happy Thanksgiving!	No class

<p>Dec. 3 (Tue.)</p>	<ul style="list-style-type: none"> ●Ch2 Invitation れんしゅう 6 ●Ch2 Invitation: きくれんしゅう 7 AB ●Review Ch2 Daily Activities Samples: れんしゅう 2 & 4 and Ch2 Invitation : れんしゅう 1、2、3 (participation grade) ●Bring your Interview questions to class <p>Two Recordings are due at 8:00 a.m. on Dec. 9. (Mon.) Please upload them in the Canvas (or leave a thumb drive on the door of my office, Leutze 253).</p> <p>● Start interviewing Japanese natives.</p>	<p>Quiz: Listening Quiz on Daily Activities & Invitations</p> <ul style="list-style-type: none"> ● Ch2 Invitation: きくれんしゅう 7 AB ●Ch2 Invitation れんしゅう 6 ●Review Ch2 Daily Activities Samples: れんしゅう 2 & 4 and Ch2 Invitation : れんしゅう 1、2、3 (participation grade) ●Review and Practice Interview questions
<p>Dec. 10 (Tue.)</p>	<p>Final exam on December 10 (Tue)</p> <p>Two Recordings are due at 8:00 a.m. on Dec. 9. Please upload them in the Canvas.</p> <p>If you are late at the beginning of the test, you will miss the listening part of the test (no make-up). In case of emergency (a note is required to show it was an emergency), e-mail me.</p> <p>JPN101-001 8:00AM-11:00AM JPN101-002 11:30AM – 2:30PM JPN101-003 3:00PM-6:00PM</p> <p>Please review all the vocabulary in the yellow column of the textbook. Exam covers everything we have studied this semester. Format is similar to the following. Written (grammar, reading, writing) parts:</p> <p>Particles: れんしゅう 2 Particle Practice Handout 1 through 4 & れんしゅう 3 Daily Activities Samples: れんしゅう 3 & 5 Invitation れんしゅう 4 & 5 & 6</p> <p>Listening part: All the listening practices such as: Daily Activities Samples きくれんしゅう 9 & 10 and Invitation きくれんしゅう 7</p>	

Due dates	Assignments before the class	In Class Activities
Aug. 22 (Thu.) 1	<ul style="list-style-type: none"> ● UNCW Japanese Course homepage http://people.uncw.edu/kanoy/ Click on JPN 101 ● Please bring \$20 (cash or check payable to UNCW) to class for on-line access to the textbook (non-refundable) ● On-line textbook: Register to http://Nihongo.us Your account will be activated after you make the payment. ● Read the course syllabus at the JPN 101 homepage http://people.uncw.edu/kanoy/101/index_101.html ● Click on “First Week” in the JPN 101 homepage. http://people.uncw.edu/kanoy/101/index_101.html ● Download apps such as “Memory Hint”  (free but writing function does not work for Android) or “Learn Japanese”  (\$8.00) and practice writing Hiragana letters. ● Make a Japanese notebook and bring it to every class. 	<ul style="list-style-type: none"> ● \$20 for textbook (non-refundable) ● Classroom Instructions & Romaji ● Pronunciation of five vowels ● Pronunciation of Japanese “R” ● Pronunciation of “ou” & “ei” ● Hiragana “a” - “so” Chart & Stroke Orders Hiragana handout (given out in class) ● If you like: Download apps such as “Memory Hint”  (free but writing function does not work for Android) or “Learn Japanese”  (\$8.00) and practice writing Hiragana letters. ● Printing vs Hand-written styles of Hiragana E.g. Ki き, sa さ ● Karuta (cards) <p>Do you understand syllabus, course calendar, & CIs and can write Hiragana letters, following stroke orders?</p>
Aug. 27 (Tue.) Updated Aug. 26 10:13 a.m.	<ul style="list-style-type: none"> ● Make a Japanese notebook and bring it to every class. ● If you have not done so, please bring \$20 (cash or check payable to UNCW) for on-line access to the textbook (non-refundable) ● Use the app “Memory Hint” or https://yosida.com/en/hiragana.html and learn the stroke orders of Hiragana letters “a” through “so” (15 letters) and complete the Hiragana Handout (the link from the “Hiragana” page under Vocabulary and Kanji column on the textbook) and bring to class. The link is also in 	<ul style="list-style-type: none"> ● Learn to write dates (E.g. 8月23日) and write the date in the notebook in every class. ● https://jisho.org/ to learn Kanji stroke order (Type, for example, #kanji 月) ● Practice Hiragana “a” through “so” with Karuta (letters) with your classmates. while Kano-sensei looks over your assignments. ● Hiragana “ta” - “ho” Chart & Stroke Orders

2	<p>the “First Week at http://people.uncw.edu/kanoy/101/index_101.html</p> <ul style="list-style-type: none"> ● Make Karuta (cut out the letters) “a-so”: Print out “Hiragana Karuta” and cut out only “a” through “so” letters and practice recognizing each letter. Store them in a Ziploc bag and bring them to class. ● Practice the Classroom Instructions (be able to understand the phrases.) Review A, I, U, E, O sounds for phrases written in Romaji. 	<ul style="list-style-type: none"> ● Review: Printing vs Hand-written styles of Hiragana E.g. Ki き, sa さ ● CIs, Kiku Renshuu (Listening Practices) 1 & 2 ● Review: Pronunciation of “ou” & “ei” ● Pronunciation of Japanese “R” ● Numbers 1 through 20. <p>Do you understand syllabus, course calendar, & CIs and can write Hiragana letters, following stroke orders?</p>
<p>Aug. 29 (Thu.)</p> <p>Updated</p> <p>Aug. 27 5:40 p.m.</p> <p>3</p>	<p>Grading of your assignments start from this day.</p> <ul style="list-style-type: none"> ● Hiragana Handout “ta-ho”: Complete and bring it to class. ● Make Karuta (cut out the letters) “ta” through “ho” ● Classroom Instructions (CIs): Work on the Kiku Renshuu (Listening Practices) Practice 3 and 4 and write your answers of the white blank area in your notebook. ● Number 1-99: れんしゅう 1 . Practice saying the numerals. (video practice) ● Start getting ready for the quiz on Classroom Instructions and numbers 1-20. 	<ul style="list-style-type: none"> ● Practice Hiragana “a” through “ho” with Karuta (letters) with your classmates. while Kano-sensei looks over your assignments. ● Hiragana “ma”- “n” ● Get your name in Japanese (Katakana) ● Voiced consonants “g, z, d, b” and “p” ● Japanese writing system ● Useful Phrases - Hello, Good-bye, (Reading phrases in Hiragana) ● CIs: Kiku Renshuu 3 & 4 ● Number 1-99: れんしゅう 2 A <p>Do you understand CIs, write Hiragana letters, and tell numbers in Japanese?</p>
<p>Sept. 3-8</p>	<p>UNCW closed due to Hurricane Dorian</p> <p>Make-up--- TBA</p>	

<p>Sept. 10 (Tue.)</p> <p>6</p>	<ul style="list-style-type: none"> ● Hiragana Handout “ma-n” (two pages) ● Make Karuta “ma-n” ● Be ready for the quiz. ● Number 1-99: practice れんしゅう 1 Renshuu (video practice) again and れんしゅう 2 B & C (Write your answers of the white blank area in your Japanese notebook.) 	<ul style="list-style-type: none"> ● Quiz each other about the stroke orders of “a “- “ho” while Kano-sensei looks over your writing assignments. Listening Quiz on CIs and Hiragana writing quiz (including stroke orders)” A” through “Ho”. ● Hiragana: small ya, yu, yo, tsu/tu ● Useful Phrases : Thank you, You are welcome, Apology, Long Time No See, Weather (Weather Karuta) ● Classroom Instructions (CIs): Hanasu Renshuu #1 – 7 Write them in Hiragana ● Number 1-99: Phone Number れんしゅう 3 & れんしゅう 4A Can you read and write CIs and Useful Phrases in Hiragana?
<p>Sept. 12 (Thu.)</p> <p>7</p>	<ul style="list-style-type: none"> ● Hiragana Handout “Voiced consonants” and Small ya, yu, yo, tsu/tu (two pages) ● Make the Weather Karuta (cut them out) ● Classroom Instructions (CIs): Hanasu Renshuu (Speaking Practices) #1 – 7 Transcribe the CIs phrases in Romaji to Hiragana ● Number 1-99: tele# れんしゅう 4 B ● Be ready for the quiz. 	<ul style="list-style-type: none"> ● Quiz each other the stroke orders of “ha “- “n” while Kano-sensei looks over your writing assignments.) Quiz Hiragana “ma “- “n” and transcribing words from Hiragana to Romaji (review all Hiragana letters). ● Classroom Instructions (CIs): Hanasu Renshuu (Speaking Practices) #8 – 15 Write them in Hiragana. ● Useful Phrases: Conversation samples ● Number 1-99: tele# れんしゅう 4 B ● CIs: Onamae wa? (What is) your name? ● Finding a Name: Dialogue ● Sentence particles “ka (rising intonation)” questions-maker and “ne(rising intonation)” confirmation seeker ● Useful Phrases practices 1

		Can you tell your name and phone number? Can you respond to the Useful Phrases?
Sept. 17 (Tue.) 8	<ul style="list-style-type: none"> ● Hiragana Handout “Unique Hiragana writing rules” (two pages) ● Classroom Instructions (CIs): Hanasu Renshuu (Speaking Practices) #8 – 15 Transcribe the CI phrases in Romaji to Hiragana ● Useful Phrases: Work on the Kiku Renshuu (Listening Practices) practices 2 and 3. Write the answers in Hiragana) Memorize and use the Useful Phases in your daily life. ● Keep practice writing in Hiragana (from Romaji to Hiragana) 	<p>Quiz: all Hiragana. Write a word in Hiragana (from Romaji to Hiragana) ! Small ya, yu, yo, tsu/tu and unique rules are not included this time .</p> <ul style="list-style-type: none"> ● Useful Phrases practices # 2 and 3 ● Finding a Name: Dialogue ● Use of the question-maker か and the confirmation-seeker ね <p>Can you introduce yourself, state your name, and confirm other’s name?</p> <ul style="list-style-type: none"> ● Time れんしゅう 1 Learning “hour”.
Sept. 19 (Thu.) 9	<ul style="list-style-type: none"> ● Work on the Kiku Renshuu in the Useful Phrases practices # 4 and 5, and bring your answers of the white blank sections. ● Useful Phrases: Work on the Kiku Renshuu (Listening Practices) practices 4 and 5 Write the answers in Hiragana. Memorize and use the Useful Phases in your daily life. ● Finding a Name: Read “Exchanging names in a business situation” and be able to exchange business cards and make and bring your own (or fictitious) business card ● Time: れんしゅう 1 Be able to tell time with AM & PM (morning, afternoon, etc.) ● Keep practice writing in Hiragana (from Romaji to Hiragana). Review your note and make sure you write each letter correctly. 	<p>Quiz: all Hiragana. Write a word in Hiragana (from Romaji to Hiragana) Small ya, yu, yo, tsu/tu and unique rules are included.</p> <ul style="list-style-type: none"> ● Useful Phrases practices # 4 and 5, ● Time: Learning “minutes”. れんしゅう 2 &3 ー からーまで from..to.. <p>Can you introduce yourself with a business card, state your name, and confirm other’s name?</p>
Sept. 24 (Tue.) 10 Updated	<ul style="list-style-type: none"> ● Time: れんしゅう 1 & 2 You will be called on to say the time. Be ready! ● Review Useful Phrases (Listening sections) and get ready for the quiz. Review your note and make sure you write each letter correctly. 	<ul style="list-style-type: none"> ● Writing CIs and UFs in Hiragana (from English to Japanese phrases written in Hiragana). ● Time: れんしゅう 2 & 3 hours, minutes, ..から..まで from..to..

<p>Sept. 23 2:40 p.m.</p>	<ul style="list-style-type: none"> ● Practice writing CIs (Classroom Instructions) & UFs (Useful Phrases) in Hiragana. Say/pronounce the phrases while writing! ● Keep practice writing in Hiragana (from Romaji to Hiragana) ● Time: Practice reading the Japanese people's names in れんしゅう 5 A & 6 A and cities and prefectures in れんしゅう 7 	<ul style="list-style-type: none"> ● Time: れんしゅう 5 A & 6A & 7 ● 今（いま） now <p>Can you tell time of classes using “..from..to”?</p>
<p>Sept. 26 (Thu.)</p> <p>11</p>	<p>I will call on you and grade your performance as assignment.</p> <ul style="list-style-type: none"> ● Time れんしゅう 3 (speaking) & 4 きくれんしゅう (Listening) 1, 2, & 3. Write down the answers in Japanese. Key word: 今（いま） now. ● Practice reading the Japanese people's names in れんしゅう 5 A & 6 A and cities and prefectures in れんしゅう 7 	<ul style="list-style-type: none"> ● Quiz: Listening “Time” and writing time and minutes in Hiragana ● Time れんしゅう 4-1, 2, 3 & れんしゅう 7 & 9 ● Download “Rikai kun” to your Chrome or Firefox browser to be able to read Kanji 日本、何時 in the sample dialogues in the Time: れんしゅう 8 & 9. ● Katakana “a” - “so” ● Days of the week <p>Can you talk about time and read and write Katakana letters “a” - “so”?</p>
<p>Oct. 1 (Tue.)</p> <p>12</p>	<ul style="list-style-type: none"> ● Time: Practice れんしゅう 7. You will be called on for me to grade your performance as Participation grade. ● Time: Read れんしゅう 9 and learn about the time differences between US and Japan. ● Katakana handout “a” - “so” ● Download “Rikai kun” to your Chrome or Firefox browser to be able to read Kanji 	<ul style="list-style-type: none"> ● Quiz: Listening of the “Useful Phrases” ● Checking on Katakana handout “a” - “so” ● Time: れんしゅう 7 month, date, & days of the week (Participation grade) ● Time: れんしゅう 9 (Participation grade) ● Katakana “ta” - “no” <p>Can you talk about date, day of the week, time and read and write Katakana letters “ta” - “no”?</p> <p>Can you read Kanji using Rikai kun?</p>

<p>Oct. 3 (Thu.)</p> <p>13</p>	<ul style="list-style-type: none"> ● Review Time: Practice れんしゅう 7 and 9. You will be called on for me to grade your performance as Participation grade. ● Time: れんしゅう 9. #6-10 Write answers down in your notebook in Hiragana ● Katakana handout “ta” - “no” 	<ul style="list-style-type: none"> ● Checking on Katakana handout ● Time: れんしゅう 7 & 9 (Participation grade) ● Quiz: Listening on hours, minutes, dates, & days of the week with 一から一まで ● Katakana “ha” - “mo” <p>Can you talk about days of the week & time and read and write Katakana letters “ha” - “mo”?</p>
<p>Oct. 8 (Tue.)</p> <p>14</p>	<ul style="list-style-type: none"> ● Katakana handout “ha” - “mo” ● Watch the YouTube video about Kanji and write down/list what you learned about Kanji from the video in your notebook. The link is at the chapter 1 Kanji or https://youtu.be/AtwD31VPI1c ● Read Chapter 1 Last names to understand how some Japanese last names were made and memorize how to read them. ● Start memorizing the vocabulary of the Ch1 Self-intro. ● Bring Kanji book to class. 	<ul style="list-style-type: none"> ● Quiz: Katakana “a” through “no” Stroke orders and transcribe Katakana words to Romaji ● Katakana “ya” - “n” ● Chapter 1 Last Names and Kanji 田、中、木、本、大、山、川 ● Ch1 Last Names れんしゅう 1 ● Ch1 Self-intro.: Vocabulary <p>Can you talk about days and time of Japan & US and start reading and writing Katakana words and Japanese names in Kanji?</p> <ul style="list-style-type: none"> ● “Speaking with Natives” at http://people.uncw.edu/kanoy/101/index_101.html
<p>Oct. 10 (Thu.)</p>	<p>Fall break (no class)</p> <ul style="list-style-type: none"> ● Start Finding at least three Japanese conversation partners. Refer to “Speaking with Natives” at http://people.uncw.edu/kanoy/101/index_101.html 	<p>Fall break (no class)</p>
<p>Oct. 15 (Tue.)</p>	<ul style="list-style-type: none"> ● Katakana handout “ya” - “n” ● Memorize the Vocabulary of Ch1 Self-intro. ● Ch1 Kanji: れんしゅう 1 Write 田中, 名まえ, 今, 日本, 大さか, 私, 大がく as you see in the sample. 	<ul style="list-style-type: none"> ● “Quiz: Katakana “ha” through “n” Stroke orders and from Katakana to Romaji” is postponed to next class.

	<ul style="list-style-type: none"> ● Ch1 Kanji: れんしゅう 2 Practice reading them. ● Cut out the chapter 1 Kanji Karuta and work on Ch1 Last Name: れんしゅう 2 Making possible Japanese last names by combining two Kanji characters. ● Ch1 Last Names れんしゅう 3 Practice reading the names and write down the time of the people in Japanese. ● Ch1 Please practice reading the Dialogue 1 and 3 (click on Self-Introduction in the Content; under the Chapter 1 on the left column.) ● Start making appointment with Japanese natives. 	<ul style="list-style-type: none"> ● Katakana “voiced consonants” ● Ch1 Kanji: れんしゅう 1 & 2 ● Kanji 今、私、名、何、時、間 ● Ch1 Last Names れんしゅう 1, 2, & 3 ● Ch1 Self-intro.: Vocabulary & れんしゅう 1 & 2 ● Calendar: 1-10, 14, 24, 20 & たんじょうび birthday れんしゅう 3 ● Ch1 Age: <p>Can you talk about your age, academic year, major, hometown, & place of residence?</p>
Oct. 17 (Thu.)	<ul style="list-style-type: none"> ● Keep working on memorizing the Vocabulary of Ch1 Self-intro ● Self-intro.: れんしゅう 1, 2, 3 & 4 Write entire conversation or sentences. ● Ch1 Kanji: れんしゅう 1 Write 何, 4時, 時間, その日, 大じょうぶ as you see in the sample. ● Katakana handout “Voiced Consonants” Fill out the first page and practice reading the second page. ● Make appointment with Japanese natives, edit your list of interview questions, and bring to class. 	<p>Quiz: Katakana “ha” through “n” Stroke orders and from Katakana to Romaji</p> <p>(Quiz: all Katakana, from Romaji to Katakana” is cancelled)</p> <ul style="list-style-type: none"> ● Ch1 Self-intro.: れんしゅう 1, 2, 3, 4, & 5 ● Calendar: れんしゅう 3 ● Ch 1 Dialogue 1 ● Katakana small “ya, yu, yo “ ● Time: れんしゅう 5B & 6B & 8 <p>Can you ask/tell name and hometown?</p>
Oct. 22 (Tue.)	<ul style="list-style-type: none"> ● Katakana handout small “ya, yu, yo “(2 pages) ● Ch1 Self-intro.: れんしゅう 6 Write answers in your notebook. 	<p>Quiz: all ch1 Kanji. Write from Kanji to Hiragana</p> <p>(Participation grade)</p>

	<ul style="list-style-type: none"> ● Ch1 Self-intro.: れんしゅう 7 Re-write the paragraph using Kanji and making corrections. ● Ch 1 Dialogue 1: Read the sample dialogues (these are similar to the conversation that you will have with Japanese natives.) <p>The following practices will be graded as “Participation grade” You will be called on to respond in Japanese.</p> <ul style="list-style-type: none"> ● Self-intro.: れんしゅう 4 & 5 ● Calendar: 1-10, 14, 24, 20 & Ch1 Age. Memorize the vocabulary. ● Calendar: れんしゅう 3 Practice saying the birthdays ● Time: れんしゅう 5B & 6B & 8 Practice reading Katakana words. ● Make appointment with Japanese natives, edit your list of interview questions, and bring to class. 	<ul style="list-style-type: none"> ● Time: れんしゅう 5 & 8 5 ● Ch1 Self-intro.: れんしゅう 4 & 5 ● Calendar: れんしゅう 3 & 4 ● Ch 1 Dialogue 1 <p>Can you ask/tell academic year and affiliated universities?</p>
Oct. 24 (Thu.)	<ul style="list-style-type: none"> ● Ch1 Self-intro.: れんしゅう 5 B 5-6, & C 5,6, & D 4,5 Write the dialogues in your notebook as you see in the samples. Turn them in. ● Ch1 Self-intro.: れんしゅう 8 A and B (Write in Hiragana how to read each Kanji above the Kanji.) ● Time: れんしゅう 8: Practice reading all the country and city names and review あさ、ひる、よる、ゆうがた with time (Time: れんしゅう 1) ● Ch1 Self-intro.: Keep working with れんしゅう 4 & 5 you will be called on to respond in Japanese. ● Calendar: れんしゅう 5 A though F ● Calendar: れんしゅう 3 Practice saying the birthdays (Participation grade) 	<p>Quiz: all ch1 Kanji (re-writing Hiragana sentences with Kanji)</p> <ul style="list-style-type: none"> ● Calendar: れんしゅう 5 (Listening) ● Ch1 Self-intro.: れんしゅう 4 & 5 (Participation grade) ● Ch1 Self-intro.: れんしゅう 8 A and B ● Time: れんしゅう 8: countries and cities in Katakana. (Review あさ、ひる、よる、ゆうがた) ● Listening to an Interview sample and practice

	<ul style="list-style-type: none"> ● Start recording your conversation (2-3 min. per person) with natives, save two best recordings in a flash drive and bring them to class (or submit in the Assignment on Canvas) on the Mid-term day. The conversation must be with the two different Japanese natives. 	<p>Can you talk about personal information (self-introduction)?</p>
Oct. 29 (Tue.)	<ul style="list-style-type: none"> ● Ch1 Self-intro.: れんしゅう 8 C. (Write in Hiragana how to read each Kanji above the Kanji.) ● Ch1 Self-intro.: れんしゅう 9 A through E to get ready for the listening quiz. ● Keep working with れんしゅう 4 & 5 you will be called on to respond in Japanese. (Participation grade) Time: れんしゅう 8: Practice reading all the country and city names and review あさ、ひる、よる、ゆうがた with time (Time: れんしゅう 1) ● Complete recording your conversation (2-3 min. per person) with natives, save two best recordings in a flash drive and bring them to class (or submit in the Assignment on Canvas) on the Mid-term day. The conversation must be with the two different Japanese natives. 	<ul style="list-style-type: none"> ● Ch1 Self-intro.: れんしゅう 9 A - E ● Listening Quiz on Self-introduction ● Ch1 Self-intro.: れんしゅう 8 C ● Ch1 Self-intro.: れんしゅう 4 & 5 (Participation grade) ● Time: れんしゅう 8: countries and cities in Katakana and あさ、ひる、よる、ゆうがた ● Listening to an Interview sample and practice <p>Can you talk about personal information (self-introduction)?</p>
Oct. 31 (Thu.)	<p>Mid-term exam (Listening and Written)</p> <ul style="list-style-type: none"> ● Complete recording your conversation (2-3 min. per person) with natives, save two recordings in a flash drive as well as grading yourself and writing reflections (the link from the JPN101 homepage) and bring them to class (or submit them in the Assignment on Canvas). The conversation must be with the two different Japanese natives. 	<p>Mid-term exam (Listening and Written)</p> <ul style="list-style-type: none"> ● Bring your two recordings with rubric/reflection in a flash drive or turn them in under Assignment on Canvas.
	Please see the top of the page for the rest.	
Nov. 5 (Tue.)	Be sure to come to this class!	Be sure to come to this class!

	<ul style="list-style-type: none"> ●Ch2 Verbs: Polite -ます(non-past) Start memorizing the verbs. Practice with the Video (positive forms) ●Ch2 Particles (How to make sentences): Watch the Video 1, 2, 3, & 4, take notes and turn in (graded), do れんしゅう 1 and prepare for the Oral questions on Particles to show your understanding. (Participation grade) ●After watching the video, translate the following into Japanese (make it into one sentence). "I will drink coffee with a friend in the college library today." 	<ul style="list-style-type: none"> ●Ch2 Verbs: Polite -ます(non-past) Start memorizing the verbs. Practice with the Video (positive forms) ●Ch2 Kanji: Days of the week and 祭り festivals. ●Ch2 Oral questions on Particles (Participation grade) ●Ch2 Particles れんしゅう 1 . ●Writing rules and Particles は、を、へ
Nov. 7 (Thu.)	<ul style="list-style-type: none"> ●Ch2 Kanji: Days of the week and 祭り festivals. Write them as you see in the example. ●Ch2 Verbs: Polite -ます(non-past) Memorize the verbs. Practice with the Video (positive forms) ●Ch2 Particles: れんしゅう 2 Particle Practice Handout 1. Highlight the blue area to see the answers and practice before filling in the particles in the white area. 	<ul style="list-style-type: none"> ●Ch2 Kanji: Days of the week and 祭り 今週、来週、先週、先々週、見る、行く、来る、何（なに）を、人気、げん気、この人 ● Ch2 Frequency: れんしゅう 1
Nov. 12 (Tue.)	<ul style="list-style-type: none"> ●Watch the video about memorizing Kanji. (the link from the Chapter 2 "Kanji" and think of your strategy to memorize Kanji. ●Ch2 Kanji: Write the rest of the Kanji as you see in the example. 今週、来週、先週、先々週、見る、行く、来る、何（なに）を、人気、げん気、この人 ●Ch2 Verbs: Polite -ます(non-past) Memorize the verbs. Practice with the Video (negative forms) ● Ch2 Particles れんしゅう 2 Particle Practice Handout 2A-B ●Ch2 Frequency: れんしゅう 4 Practice using frequency with verbs (participation grade) 	<p>Quiz: Write verbs from English to Japanese (E.g. To eat =たべます)</p> <ul style="list-style-type: none"> ● Ch2 Frequency: れんしゅう 4 (participation grade) with PP (Verbs, positive & negative) ● Ch2 Particles れんしゅう 2 Particle Practice Handout 2A-B ● Ch2 Frequency: れんしゅう 2 Compare two schedule, suing でも、が but, however ● Ch2ーという: れんしゅう 1
Nov. 14 (Thu.)	<ul style="list-style-type: none"> ● Ch2 Particles れんしゅう 2 Particle Practice Handout 3 Conjunctives 	<p>Quiz: from Kanji to Hiragana</p> <ul style="list-style-type: none"> ●Ch2 Frequency: れんしゅう 5 (participation grade) with PP (Verbs, positive & negative)

	<ul style="list-style-type: none"> ●Ch2 Frequency: れんしゅう 5 Practice more using frequency with verbs (participation grade) ● Ch2ーという: Write three sentences using ーという about things in Wilmington or at UNCW. 	<ul style="list-style-type: none"> ● Ch2ーという: three sentences ●Ch2 Invitation ーませんか、ーましょう: れんしゅう 1 ● Ch2 Daily Activities Samples: れんしゅう 1 & 2 ● Ch2 Daily Activities Samples: れんしゅう 4 (past)
Nov. 19 (Tue.)	<ul style="list-style-type: none"> ● Ch2 Particles: れんしゅう 2 Particle Practice Handout 4 Past ● Ch2 Daily Activities Samples: れんしゅう 3 Be able to read smoothly. Write the summary in English. ● Ch2 Invitation : れんしゅう 4 Write replies in Japanese. (Turn it in.) ● Keep practicing speaking with Ch2 Daily Activities Samples: れんしゅう 2 & Ch2 Frequency: れんしゅう 4 & 5 (video) ● Ch2 Daily Activities Samples: れんしゅう 4 (past) <p>Be able to talk about past events in the schedule.</p> <ul style="list-style-type: none"> ● Make appointment with Japanese natives. 	<p>Quiz: Rewrite sentences using Kanji</p> <ul style="list-style-type: none"> ● Ch2 Daily Activities Samples: れんしゅう 2 & 3 (Participation Grade) ● Ch2 Daily Activities Samples: れんしゅう 4 (past) (Participation Grade) ● Ch2 Invitation : れんしゅう 4 ●Ch2 Invitation : れんしゅう 1、2、3 ● Question words: れんしゅう 1